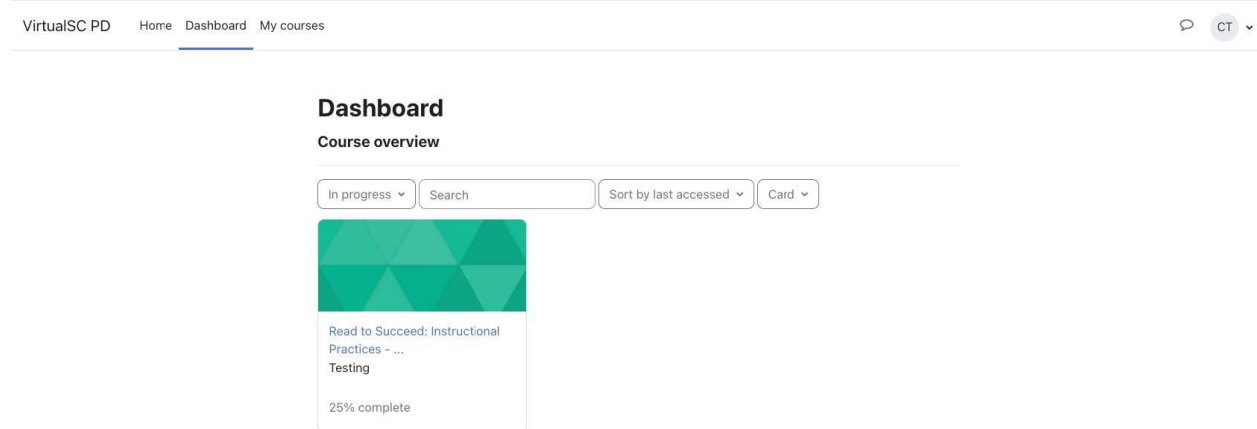


How to Check Your Progress

Progress Bar on Moodle Dashboard

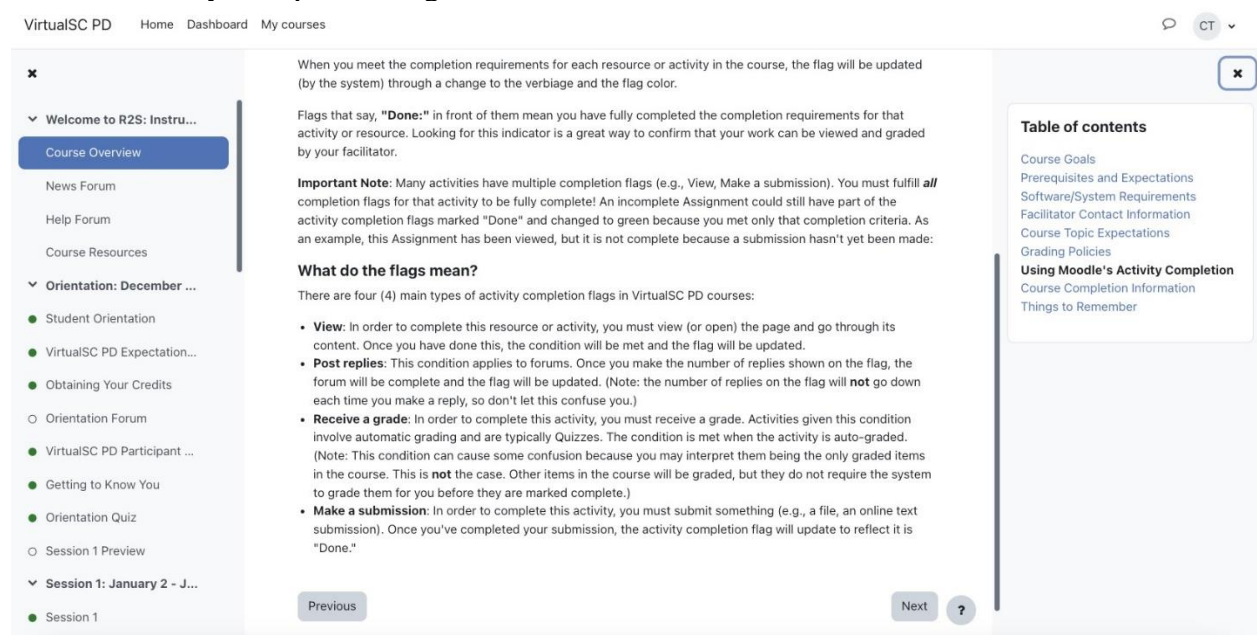


The screenshot shows the Moodle dashboard interface. At the top, there are navigation links: "VirtualSC PD", "Home", "Dashboard", and "My courses". On the right, there are icons for a chat bubble and a user profile labeled "CT". The main content area is titled "Dashboard" and "Course overview". Below this, there are filters for "In progress", a search box, "Sort by last accessed", and "Card". A course card is displayed with a green progress bar and the text "Read to Succeed: Instructional Practices - ... Testing" and "25% complete".

On your Moodle Dashboard, you will see a progress percentage under the course title. In this sample there is a 25% complete noted underneath the sample course. This is in no way a grade for the course. The percentage is computed by activity completion data only.

Moodle Activity Completion Flags

In the Course Overview Book at the top of all courses there is a page that explains in detail the Moodle Activity Completion flags.



The screenshot shows a Moodle course overview page. The left sidebar contains a navigation menu with items like "Welcome to R2S: Instru...", "Course Overview", "News Forum", "Help Forum", "Course Resources", "Orientation: December ...", "Student Orientation", "VirtualSC PD Expectation...", "Obtaining Your Credits", "Orientation Forum", "VirtualSC PD Participant ...", "Getting to Know You", "Orientation Quiz", "Session 1 Preview", "Session 1: January 2 - J...", and "Session 1". The main content area is titled "When you meet the completion requirements for each resource or activity in the course, the flag will be updated (by the system) through a change to the verbiage and the flag color." It explains that "Done:" flags indicate full completion. An "Important Note" states that multiple completion flags must be fulfilled. A section titled "What do the flags mean?" lists four types of flags: "View", "Post replies", "Receive a grade", and "Make a submission". The right sidebar contains a "Table of contents" with items like "Course Goals", "Prerequisites and Expectations", "Software/System Requirements", "Facilitator Contact Information", "Course Topic Expectations", "Grading Policies", "Using Moodle's Activity Completion", "Course Completion Information", and "Things to Remember". Navigation buttons for "Previous" and "Next" are at the bottom.

This page may look a little different depending on what course you are taking. Take the time to read these detailed descriptions in the course for a complete understanding of what they mean.

Moodle Activity Completion Flags on the Course Homepage


Session 2:
January 9 - January 15

Week
3

Differentiated Instruction

This session focuses on ways to support students by differentiating instruction. Click on the Session 2 Book below to get started.


Read



BOOK
Session 2

✓ Done: View

Respond




FORUM
Experiences and Use of Differentiation

To do: View

To do: Post replies: 3


Assess



ASSIGNMENT
Differentiation FAQs

✓ Done: View

✓ Done: Make a submission



QUIZ
Session 2 Quiz

To do: View

To do: Receive a grade

Note the Activity Completion Flags in the gray and green ovals on the right. In this example, the learner has viewed the book and submitted the Assignment. The learner still needs to view and post in the Forum and view and complete the Quiz.

Grades and Feedback on Assignments

VirtualSC PD Home Dashboard My courses CT

- ✕
- ▼ Welcome to R2S: Instru...
- Course Overview
- News Forum

Read to Succeed: Instructional Practices - Cohort Testing S70

Course
Grades
Competencies
Open LMS

On the course home page--go up to the Grades tab. The next screen gives you a quick view a grade in a sample course

Read to Succeed: Instructional Practices - Cohort Testing S70: View: User report

Course Grades Competencies Open LMS

User report

User report - Cindy Test

Grade item	Calculated weight	Grade	Range	Percentage	Feedback	Contribution to course total
Read to Succeed: Instructional Practices - Cohort Testing S70						
Session 1						
Curriculum Brochure for Parents	100.00 %	86.67 %	0-30	86.67 %	Cindy--Your brochure is informative and parents will appreciate the tips you share to practice reading at home. The only piece missing was citing 2 other session resources; aim to do that on future assignments to earn all possible points for that assignment rubric criteria.	40.71 %

In the example above, you can see that the “Curriculum Brochure for Parents” Assignment grade and feedback from the facilitator.

To see why points were missed the assignment, click on the assignment linked title. That takes you to the assignment directions.

Use of Course/Other Professional References	The participant response includes substantial (3	The participant response includes some (2 or more)	The participant response includes one (1) referen	The participant response does not include referen ces to	please cite at least 3 course session resources to earn all possible points on future assignments
--	--	--	---	--	---

Scroll past the assignment directions and rubric, and down to the Feedback area pictured above. There you will see the rubric that was used to score the assignment and any notes in the far-right column pertaining to any points that were deducted.

In this case, points were deducted due to not citing enough session resources, and an explanation is provided in the far-right column.

If you scroll further down past the scored rubric, you will see the overall feedback comments again in this area.

Grades and Feedback on Forums


In order to see your grade and scored rubric for Forum posts you will click on the Grades tab at the top area of the course homepage.


Session 1						
📄 Curriculum Brochure for Parents	50.00 %	86.67 %	0-30	86.67 %	Cindy---Your brochure is informative and parents will appreciate the tips you share to practice reading at home. The only piece missing was citing 2 other session resources; aim to do that on future assignments to earn all possible points for that assignment rubric criteria.	20.35 %
📝 Session 1 Quiz	0.00 % (Empty)	-	0-12	-		0.00 %
📧 Current Curriculum Supports whole forum	50.00 %	50.00 %	0-20	50.00 %		11.74 %
📊 Session 1 total Weighted mean of grades.	46.97 %	68.33 %	0-100	68.33 %		-

For the above forum, “Current Curriculum Supports”, the learner earned 50% of possible points.

To see the grade details, click on the linked forum title to open the next screen.

VirtualSC PD Home Dashboard My courses




FORUM
Current Curriculum Supports

✔ Done: View
To do: Post replies: 3

Directions

To complete the forum, follow the directions below:

1. Read each question posted by your facilitator.
2. Compose an original response to the question of your choice before Wednesday at midnight.
3. Note your choice at the top of the post (ie, Choice 1 or Choice 2)
4. You will have 5 minutes to edit your post after you save your work.
5. You will not be able to see other participants' posts for 5 minutes after you create your initial response.
6. Read others' answers and compose at least 2 substantive replies to them.

Important Note

Make sure to refer to the discussion forum rubric included in the course syllabus or in the course itself before making your initial post.

Points Possible: 20

?

Q

This is a question and answer forum. In order to see other responses to these questions, you must first post your answer

View grades

Scroll down and Click on the “View grades” button.

Current Curriculum Supports

✕

Grade: 50.00 %
Graded by: Catherine Musgrove
Date: January 18, 2023
Grade status: Graded

Promptness (Original Reply)

- Not set - points
- The participant's initial reply was posted by at midnight ET on Wednesday of the session week. 2 points
- The participant's initial reply was posted by Thursday at midnight ET of the session week. 1 points
- The participant's initial reply was posted after Thursday at midnight ET of the session week. 0 points

Additional feedback

Relevance (Original Reply)

- Not set - points
- The participant's initial reply directly responded to all of the questions or directions specified in the assignment. 2 points
- The participant's initial reply responded, in general terms, to the questions or directions specified in the assignment. 1 points

Professionalism (Replies to Peers)

- Not set - points
- The participant replied to two peers by Sunday at midnight ET, and the participant's replies were professional, positive in tone, and specific to the concepts discussed in original message. 5 points
- The participant replied to at least one peer by Sunday at midnight ET, or the participant's replies were lacking either in professionalism, a positive tone, and/or specific to the concepts discussed in original message. 3 points
- The participant did not reply to any peer by Sunday at midnight ET, or the participant's replies to peers were not professional, positive in tone, and/or specific to the concepts discussed in original message. 0 points

Additional feedback

Extension of Discussion (Replies to Peers)

- Not set - points
- The participant's replies to two peers extended the discussion by introducing a new idea or adding to the idea introduced in the original message. 5 points
- The participant replied to two peers, with only one of the participant's replies extending the discussion by introducing a new idea or adding to the idea introduced in the original message. 3 points
- The participant's replies to peers did not extend the discussion by introducing a new idea or adding to the new idea introduced in the original message, or the participant did not reply to their peers. 0 points

The Scored Forum Rubric opens in a pop-up window as shown above.

The 2 criteria where the learner missed all possible points is noted.

In this example, the learner did not reply to two peers and did not earn those 10 possible points, half of the forum grade.