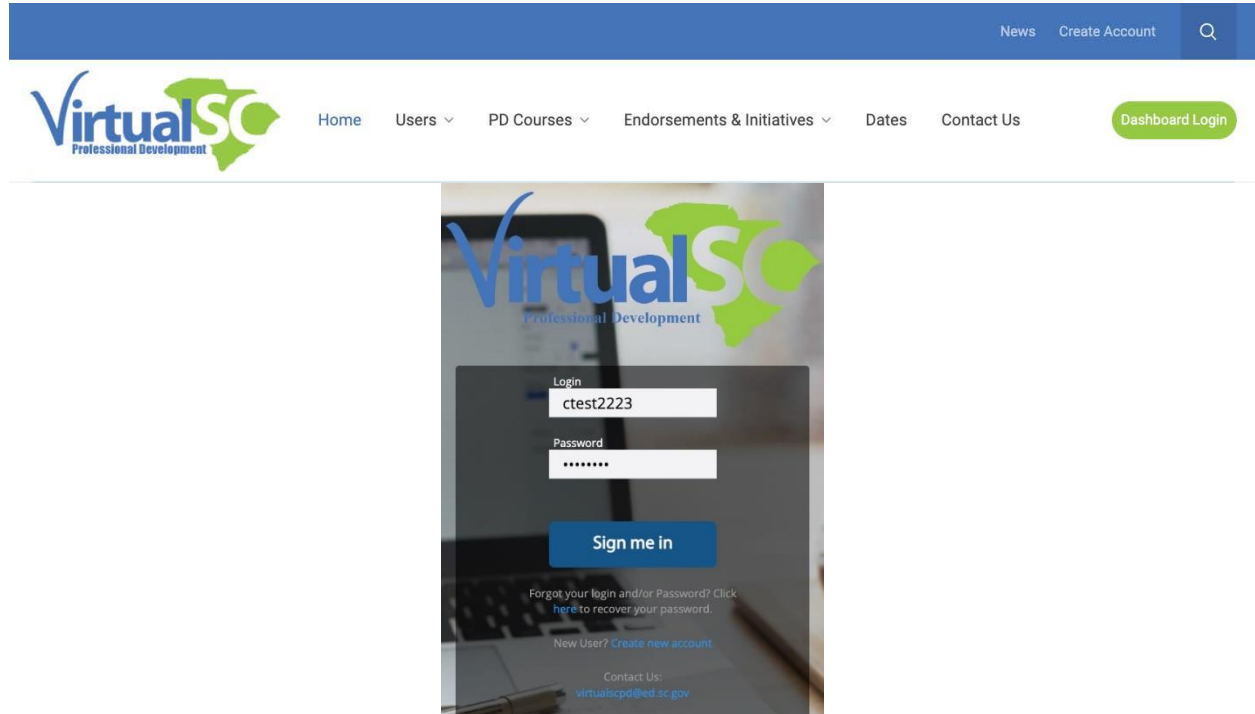




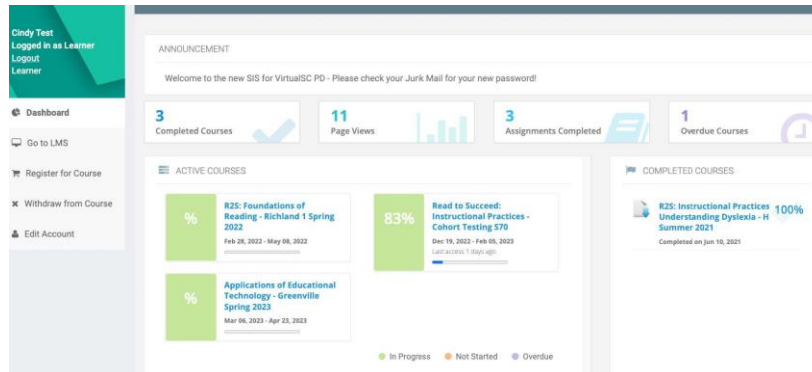
How to Navigate Through a Course

VirtualSC PD Website



Always start from our website, www.virtualscpd.com.
Click on the Dashboard Login button at the top right, and enter your login information.

Genius Dashboard



Once logged in, access your course by clicking on the hyperlinked title in the Active Courses area.

Moodle Dashboard




VirtualSC PD Home Dashboard My courses

CT

Welcome back, Cindy!

Course overview

All Search Sort by last accessed Card

 <p>Read to Succeed: Instructional Practices - ... Testing 20% complete</p>	 <p>Cohort Test Course Testing S1 Testing 0% complete</p>	 <p>Read to Succeed: Content Area Reading and ... Testing 0% complete</p>
--	--	--

Once you come into Moodle, our learning management system, you will see the dashboard for Moodle.

Notice the Course Overview area in the center.

Click on the course title to access the course homepage.

Course Homepage

VirtualSC PD Home Dashboard My courses

CT

x

▼ Welcome to R2S: Instru...

- Course Overview
- News Forum
- Help Forum
- Course Resources

▼ Orientation: December ...

- Student Orientation
- VirtualSC PD Expectation...
- Obtaining Your Credits
- Orientation Forum
- VirtualSC PD Participant ...
- Getting to Know You
- Orientation Quiz
- Session 1 Preview

▼ Session 1: January 2 - J...


Read to Succeed: Instructional Practices - Cohort Testing S70

Course Grades Competencies Open LMS

Welcome to R2S: Instructional Practices in Reading!

In early childhood and elementary classrooms, it is essential for classroom teachers and special education teachers to maximize instructional time and provide quality resources as they facilitate students' inquiries in the classroom. Through this professional development course, teachers will not only explore various ways to organize time and space to implement a variety of instructional frameworks to support students in reading and writing, but they will also incorporate their foundational knowledge to design and implement a balanced, comprehensive content integrated curriculum. This professional development course is designed to empower educators to make complex instructional decisions that connect theory, practices, and student achievement. Teachers will have an opportunity to develop shared beliefs and align those beliefs with research-based practices. Based on relevant and recent research, this professional development offers a context for teachers to study, develop, share and learn effective instructional methods to meet their students' diverse needs.

Introduction



BOOK
Course Overview

This is a typical course homepage.

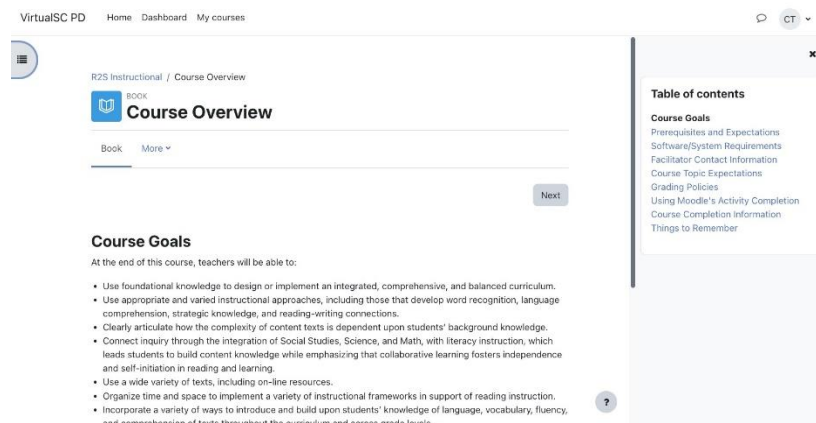
The course index on the left can be closed and expanded, it allows you to see the course areas and tracks your progress through the course content.

Notice the tabs at the top center: Course and Grades tabs will be most frequently used by learners.

There is a Course Overview Book at the top of all courses.

Once you click on the book link you will see the contents (as shown next).

Course Overview Book



VirtualSC PD Home Dashboard My courses

R25 Instructional / Course Overview

Course Overview

Book More ▾

Next

Course Goals

At the end of this course, teachers will be able to:

- Use foundational knowledge to design or implement an integrated, comprehensive, and balanced curriculum.
- Use appropriate and varied instructional approaches, including those that develop word recognition, language comprehension, strategic knowledge, and reading-writing connections.
- Clearly articulate how the complexity of content texts is dependent upon students' background knowledge.
- Connect inquiry through the integration of Social Studies, Science, and Math, with literacy instruction, which leads students to build content knowledge while emphasizing that collaborative learning fosters independence and self-initiation in reading and learning.
- Use a wide variety of texts, including on-line resources.
- Organize time and space to implement a variety of instructional frameworks in support of reading instruction.
- Incorporate a variety of ways to introduce and build upon students' knowledge of language, vocabulary, fluency, and comprehension of texts throughout the curriculum and across grade levels.

Table of contents

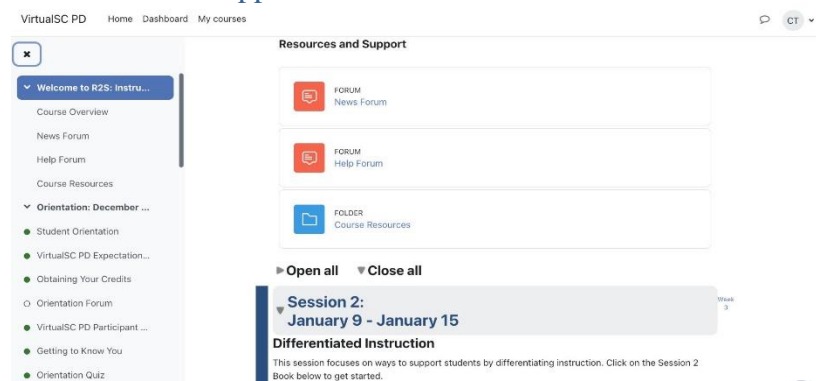
Course Goals

- Prerequisites and Expectations
- Software/System Requirements
- Facilitator Contact Information
- Course Topic Expectations
- Grading Policies
- Using Moodle's Activity Completion
- Course Completion Information
- Things to Remember

It is very important for participants to review the Course Overview Book at the beginning of each course because it covers prerequisites, the needed hardware and software that may be required.

The facilitator's contact information is in this book, as well as course topic expectations, grading policies, course activity completion information, and important things to remember. Be sure to read all pages of the book.

Resources and Support



VirtualSC PD Home Dashboard My courses

Resources and Support

FORUM News Forum

FORUM Help Forum

FOLDER Course Resources

► Open all ▼ Close all

Session 2:
January 9 - January 15

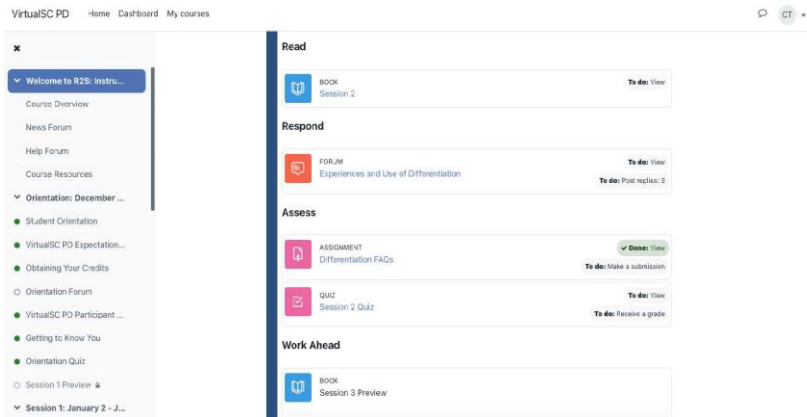
Differentiated Instruction

This session focuses on ways to support students by differentiating instruction. Click on the Session 2 Book below to get started.

Most courses have a News Forum, Help Forum, and a Course Resources Folder. Be sure to open it to review the contents.

Note again the Course Index that opens on the left side. This index shows all course content, and a green dot indicates what has been completed.

Course Flow for Graduate and Renewal Courses

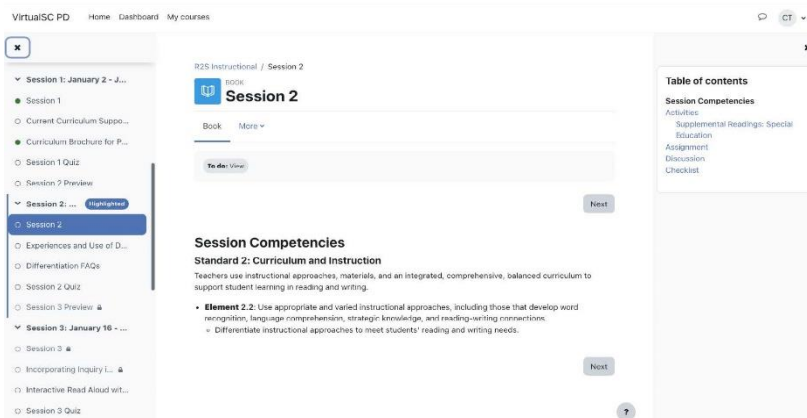


The course session content flows very similarly across courses. If you are taking a graduate or renewal course (the courses offered during facilitated sessions), look out for a suggested pacing guide in your inbox on the first day of every session to guide you through the content for the coming days.

A typical course entails the completion of three tasks each week. There's a course session book with activities comprised of readings and videos, a forum to share learning with fellow participants, and an assignment to further synthesize what you have learned in this session. Some courses also have quizzes.

At the bottom of each session, you will see the next session Preview Book that becomes visible first thing on Fridays to allow you a head-start on the upcoming session resources, assignment description and forum prompts.

Session Book



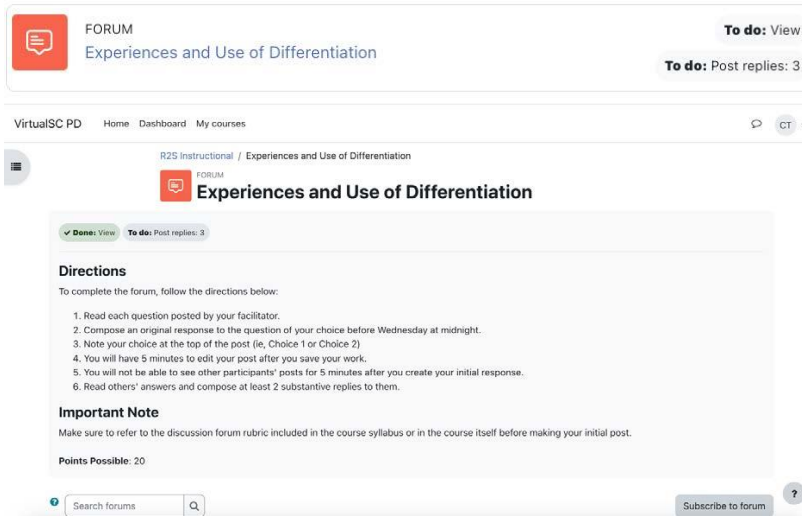
Here is a closer view of a session book. Notice the linked table of contents on the right, you may navigate through the links or click on the next button.

Remember to visit each page of a book for pertinent information.

A green dot on the course index will appear next to the Session 2 book once all pages have been read.

Forums

Respond



FORUM
Experiences and Use of Differentiation

To do: View
To do: Post replies: 3

VirtualSC PD Home Dashboard My courses

R25 Instructional / Experiences and Use of Differentiation

FORUM
Experiences and Use of Differentiation

Done: View To do: Post replies: 3

Directions
To complete the forum, follow the directions below:

1. Read each question posted by your facilitator.
2. Compose an original response to the question of your choice before Wednesday at midnight.
3. Note your choice at the top of the post (ie, Choice 1 or Choice 2)
4. You will have 5 minutes to edit your post after you save your work.
5. You will not be able to see other participants' posts for 5 minutes after you create your initial response.
6. Read others' answers and compose at least 2 substantive replies to them.

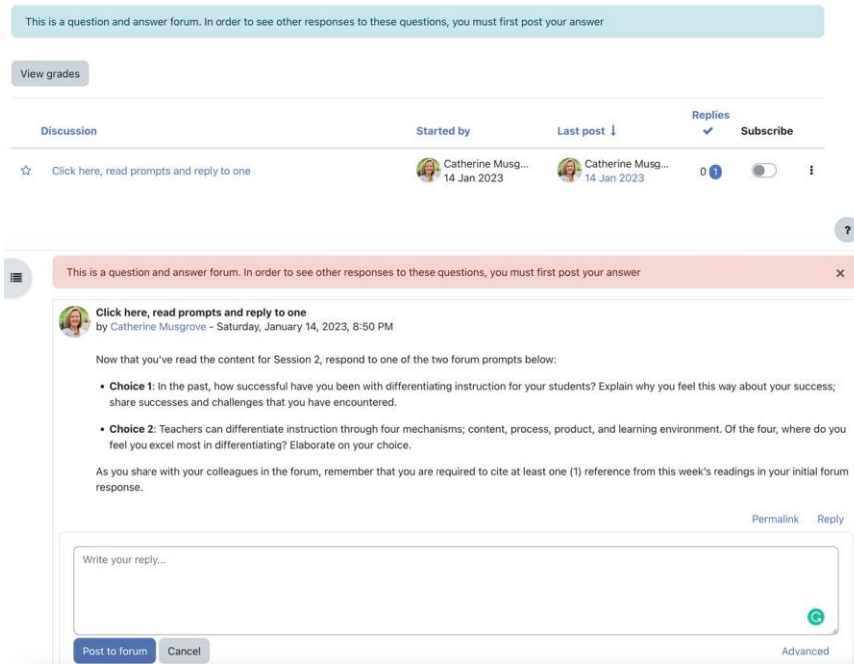
Important Note
Make sure to refer to the discussion forum rubric included in the course syllabus or in the course itself before making your initial post.

Points Possible: 20

Search forums

Subscribe to forum

All facilitated courses have forums. Click on the forum title on the front page of the course, a screen with directions will open, scroll down to click on the initial thread shown on the next screen.



This is a question and answer forum. In order to see other responses to these questions, you must first post your answer

View grades

Discussion Started by Last post ↓ Replies Subscribe

Click here, read prompts and reply to one Catherine Musg... 14 Jan 2023 Catherine Musg... 14 Jan 2023 0 1

This is a question and answer forum. In order to see other responses to these questions, you must first post your answer

Click here, read prompts and reply to one
by Catherine Musgrove - Saturday, January 14, 2023, 8:50 PM

Now that you've read the content for Session 2, respond to one of the two forum prompts below:

- **Choice 1:** In the past, how successful have you been with differentiating instruction for your students? Explain why you feel this way about your success; share successes and challenges that you have encountered.
- **Choice 2:** Teachers can differentiate instruction through four mechanisms; content, process, product, and learning environment. Of the four, where do you feel you excel most in differentiating? Elaborate on your choice.

As you share with your colleagues in the forum, remember that you are required to cite at least one (1) reference from this week's readings in your initial forum response.

Permalink Reply

Write your reply...



Post to forum Cancel Advanced

Once you click on the discussion thread, it will expand, read the prompt and post your reply in text box shown.

Click on the Post to Forum.

Assessments

Assess

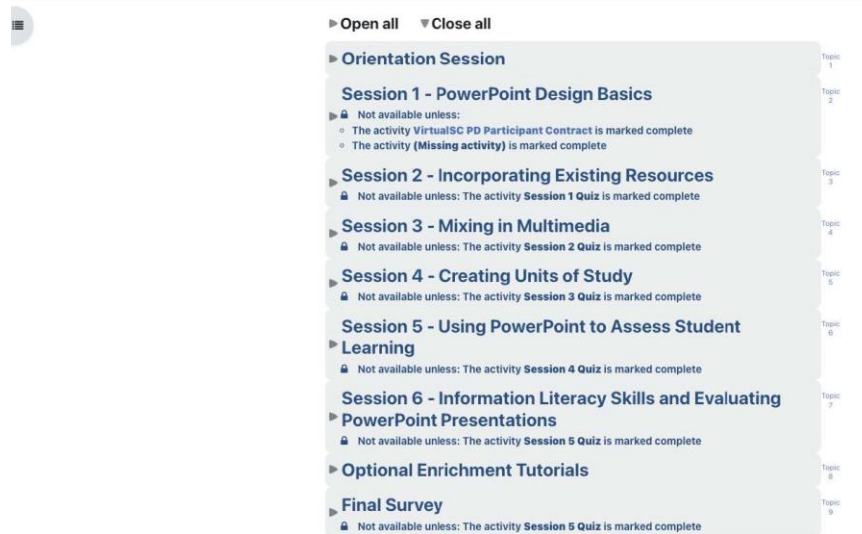
	<p>ASSIGNMENT Differentiation FAQs</p>	<p>✓ Done: View</p>
<p>To do: Make a submission</p>		
	<p>QUIZ Session 2 Quiz</p>	<p>To do: View</p>
<p>To do: Receive a grade</p>		

This view shows a closer look at course assessed items. In this sample view an assignment has been viewed but a submission is still needed.

Many courses have assessed quizzes you may take multiple attempts on quizzes to earn a higher score.

Note for Self-Paced Participants

VirtualSC PD Home Dashboard My courses Site administration



Self-Paced content is not driven by date but rather by course content completion.

New content will become available to you as you complete the required activities.

Do note there is an expected level of engagement time, typically 15 hours for every 20 renewal credits. Courses are designed to fill that time.

If we see significantly less time spent in a course the participants will not pass the course. A

Moodle date and timestamp help to track that workflow progression.

Take advantage of reviewing all the content provided to extend your learning.